

QUARTERLY PHYSICAL REPORT OF OPERATION
As of 31 December 2017

Department:
Agency:
Operating Unit:
Organization Code (UACS)

National Defense
Armed Forces of the Philippines
Program 4

	Current Year Appropriations
	Supplemental Appropriations
	Continuing Appropriations
	Off-Budget Account

Particulars	UACS Code	Physical Targets					Physical Accomplishments					Variance as of 31 Dec 2017	Remarks
		1st Quarter	2nd Quarter	3rd Quarter	4th Quarter	Total	1st Quarter	2nd Quarter	3rd Quarter	4th Quarter	Total		
1	2	3	4	5	6	7=3+4+5+6	8	9	10	11	12=8+9+10+11	13	14
Part A													
I. Operations													
MFO1 - Management of Joint Operations													
No. of military plans and policies formulated and adopted/issued		7	14	15	7	43	82	44	68	40	234	191	For the 4th Quarter, CY 2017, GHQ has formulated 40 military plans/policies. This translates to 571% physical accomplishment. Most of these were geared toward to the intent of PRRD relative to war against illegal drugs, terror threats and suppression of lawless violence.
Percentage of adopted/issued military plans and policies rated satisfactory or better by both external and internal clients		90%	90%	90%	90%	90%	100%	90%	90%	90%	90%		
Percentage of adopted/issued military plans and policies implemented within fifteen (15) days after official issuance thereof		90%	90%	90%	90%	90%	100%	90%	90%	90%	90%		
MFO2 - Joint Force Strategic Planning, Logistics and Resource Management Services													
Number of Command and Control Activities Undertaken		16,515	24,772	24,772	16,514	82,573	21,980	18,901	28,614	39,900	109,395	26,822	The accomplished command and control activities were undertaken by Unified Commands, Combat & Combat Support Units. Most of these were intended ICOW the implementation of Martial Law in Mindanao and combat operations against the ASG and Maute Groups.
Percentage of C2 Activities Successfully Undertaken		90%	90%	90%	90%	90%	90%	90%	90%	100%	100%		
Average Number of Hours Spent in a Day to Fully Implement a Single C2 Activity		24	24	24	24	24	24	24	24	24	24		

PREPARED BY:

RIZALDO B. LIMOSO
Major General AFP
C, OFMAFP

APPROVED BY:

ISIDRO L. PURISIMA
Major General AFP
DCS for Operations, J3

APPROVED BY:

SALVADOR MELCHOR B. MISON JR
Lieutenant General AFP
Vice Chief of Staff, AFP

Particulars	UACS Code	Physical Targets					Physical Accomplishments					Variance as of 31 Dec 2017	Remarks
		1st Quarter	2nd Quarter	3rd Quarter	4th Quarter	Total	1st Quarter	2nd Quarter	3rd Quarter	4th Quarter	Total		
1	2	3	4	5	6	7=3+4+5+6	8	9	10	11	12=8+9+10+11	13	14
MFO3 - Tertiary Health Services													
Treatment Procedures													
Number of patients that received treatment		2,713	2,713	2,713	2,713	10,852	2,678	1,863	3,100	2,651	10,292	-560	For 4th Quarter, the AFP Health Service Command accomplished a modest 98% on the number of patients that received treatment. This was in accordance with the Command's mission and vision that no patient should be denied of medical treatment.
Percentage of patients treated and return to duty		90%	90%	90%	90%	90%	87%	55%	91%	94%	90%		
Percentage of patients treated within the accepted Length of Stay (LOS) per case		90%	90%	90%	90%	90%	100%	81%	92%	100%	93%		
Health Service and Education													
Number of trainings conducted		52	53	53	53	211	40	42	44	85	211	0	There were 85 health service education and training conducted that translates to 160% physical accomplishment. The variance was due to the invitations from the different medical society organizations.
Percentage of trainings conducted that contribute to training readiness		90%	90%	90%	90%	92%	77%	100%	85%	87%	90%		
Percentage of trainings conducted within the prescribed training procedures		85%	85%	85%	85%	92%	77%	100%	85%	100%	90%		
Joint Medical Service Support Operations													
Number of Medical and Surgical Team Dispatch		12	12	13	13	50	19	14	12	21	66	16	There were 21 medical and surgical teams dispatched during the period in review. Most of the medical and surgical teams were dispatched to Sulu, Tawi-Tawi, Zamboanga, Basilan and Marawi City
Percentage of preparedness of team dispatched		90%	90%	90%	90%	90%	100%	100%	100%	100%	100%		
Percentage of team dispatched within 24 hours upon notice		80%	80%	80%	80%	80%	100%	100%	100%	100%	100%		
MFO4 - Military Education Services													
Pre-Commission Training & Education													
Number of cadets/students trained		1,100	1,100	1,100	1,100	1,100	1,140	1,240	1,184	1,172	1,172	72	A total of 1,172 PMA cadets are currently undergoing training as against the target of 1,100 cadets.
Percentage of students who rate the courses as satisfactory or better		95%	95%	95%	95%	95%	95%	95%	95%	96%	96%		

PREPARED BY:

RIZALDO B. LIMOSO
Major General AFP
C. OFMAFP


ISIDRO L. PURISIMA
Major General AFP
DCS for Operations, J3

APPROVED BY:


SALVADOR MELCHOR B. MISON JR
Lieutenant General AFP
Vice Chief of Staff, AFP

Particulars	UACS Code	Physical Targets					Physical Accomplishments					Variance as of 31 Dec 2017	Remarks
		1st Quarter	2nd Quarter	3rd Quarter	4th Quarter	Total	1st Quarter	2nd Quarter	3rd Quarter	4th Quarter	Total		
1	2	3	4	5	6	7=3+4+5+6	8	9	10	11	12=8+9+10+11	13	14
Post Commission Training													
Number of personnel trained		150	150	150	150	150	198	198	198	198	198	48	During the period, there were 198 officers undergoing CGSC compared to the annual target of 150.
Number of reservist trainings to be conducted		15	15	15	15	60	16	15	12	17	60		A total of 938 reservists benefited from various trainings
MFO5 - Presidential Security and Protection Services													
Security Operations During Presidential Engagement													
Number of security operations for presidential engagement		108	108	108	108	432	92	114	136	131	473	41	Out of the 108 target for security operations for presidential engagement, PSG conducted 131 security operations or 121% accomplishment.
Percentage of successful security operations for presidential engagement		100%	100%	100%	100%	100%	100%	100%	100%	100%	100%		
Percentage of presidential engagement wherein security have been deployed on the required period in accordance with the Command's SOP		100%	100%	100%	100%	100%	100%	100%	100%	100%	100%		
Security Operations During First Family Engagement													
Number of security operations for presidential engagement		1,375	1,375	1,375	1,375	5,500	2,867	2,805	3,040	3,085	11,797	6,297	PSG conducted 3,085 security operations out of the 1,375 target for security operations for the first family engagement with a 224% accomplishment rate.
Percentage of successful security operations for first family engagement		100%	100%	100%	100%	100%	100%	100%	100%	100%	100%		
Percentage of First Family engagements wherein security have been deployed on the required period in accordance with the Command's SOP		100%	100%	100%	100%	100%	100%	100%	100%	100%	100%		
Security Operations for Foreign Visiting Heads of State/Government													
Number of security operations during head of state/government visit		3	3	3	3	12	1	2	2	2	7	-5	PSG conducted two (2) security operations heads of state that visited the country leading to an accomplishment of 67%.
Percentage of successful security operations during head of state/government visits		100%	100%	100%	100%	100%	100%	100%	100%	100%	100%		
Percentage of head/government visits wherein security have been deployed on the required period in accordance with the Command's SOP		100%	100%	100%	100%	100%	100%	100%	100%	100%	100%		


PREPARED BY:


RIZALDO B LIMOSO
Major General AFP
C, OFMAFP

APPROVED BY:


ISIDRO L PURISIMA
Major General AFP
DCS for Operations, J3

APPROVED BY:


SALVADOR MELCHOR B MISON JR
Lieutenant General AFP
Vice Chief of Staff, AFP